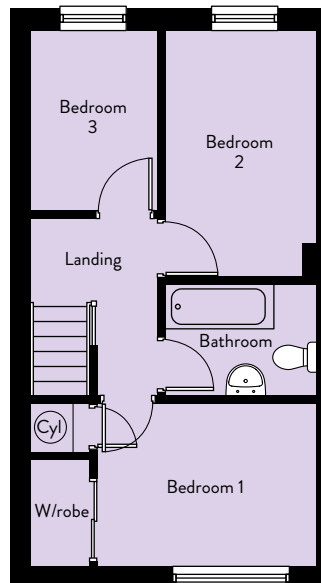
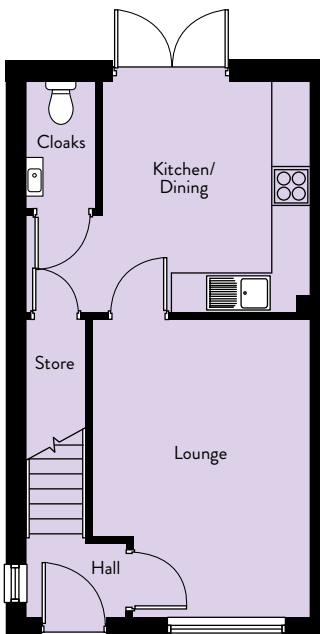


Palladian Gardens

Hooten Road, Hooten, Ellesmere Port, CH66 7NG



The Torver



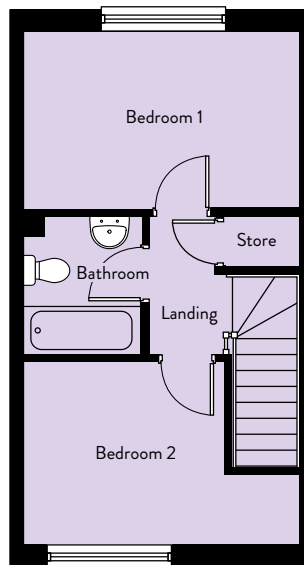
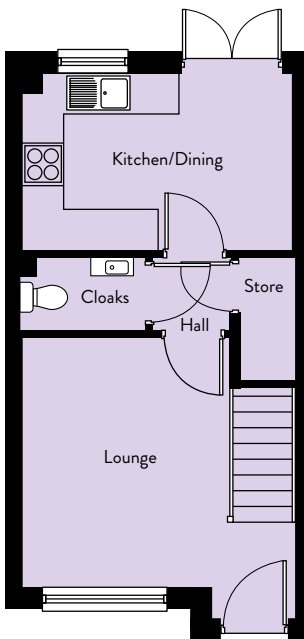
Ground Floor

Lounge	3.37m x 4.64m	11'7" x 15'3"
Kitchen/Dining	3.22m x 3.59m	10'7" x 11'9"

First Floor

Bedroom 1	3.42m x 2.54m	11'3" x 8'4"
Bedroom 2	2.38m x 3.83m	7'10" x 12'7"
Bedroom 3	1.96m x 2.81m	6'5" x 9'3"
Bathroom	2.38m x 1.73m	7'10" x 5'8"

The Codale



Ground Floor

Lounge	2.99m x 3.62m	9'7" x 11'11"
Kitchen/Dining	3.90m x 2.57m	12'10" x 8'5"

First Floor

Bedroom 1	4.03m x 2.57m	13'3" x 8'5"
Bedroom 2	4.03m x 2.65m	13'3" x 8'8"
Bathroom	1.71m x 2.00m	5'7" x 6'7"